

8th to 9th Grade Transitional Pathway To Success

Kirsten Perry

2018 ASCA National School Counselor of the Year

K-12 School Counseling Specialist

Former P-8 School Counselor at Lawndale Academy

Chicago Consortium On School Research



What middle school indicators can predict if a student will graduate high school?

Potential Middle School Predictors of High School OnTrack

Background characteristics

Race
Gender
Old-for-grade
Neighborhood poverty
Neighborhood social status
Special education status

Grade-based indicators

8th grade English GPA
8th grade Math GPA
8th grade core GPA
8th grade number of Fs
7th grade core GPA

Behavior-based indicators

8th grade attendance
8th grade suspensions
8th grade misconducts
8th grade GRIT (survey)
8th grade Study Habits (survey)
7th grade attendance

Test score indicators

8th grade Reading ISAT

- % correct: Vocabulary Development
- % correct: Reading Strategies
- % correct: Reading Comprehension
- % correct: Literature
- Reading extended response points

8th grade Math ISAT

- % correct: Number Sense
- % correct: Measurement
- % correct: Algebra
- % correct: Geometry
- % correct: Data Analysis, Statistics and Probability
- Math extended response points: Mathematical Knowledge
- Math extended response points: Strategic Knowledge
- Math extended response points: Explanation

7th grade Reading ISAT
7th grade Math ISAT
6th grade Reading ISAT
6th grade Math ISAT
ISAT reading gains over middle grades
ISAT reading growth over middle grades
Relative class rank based on ISAT reading
ISAT math gains over middle grades
ISAT math growth over middle grades
Relative class rank based on ISAT math

Actual Middle School Predictors of High School OnTrack

Background characteristics

Race
Gender
Old-for-grade
Neighborhood poverty
Neighborhood social status
Special education status

Grade-based indicators

8th grade English GPA
8th grade Math GPA
8th grade core GPA
8th grade number of Fs
7th grade core GPA

Behavior-based indicators

8th grade attendance
8th grade suspensions
8th grade misconducts
8th grade GRIT (survey)
8th grade Study Habits (survey)
7th grade attendance

Test score indicators

8th grade Reading ISAT

- % correct: Vocabulary Development
- % correct: Reading Strategies
- % correct: Reading Comprehension
- % correct: Literature
- Reading extended response points

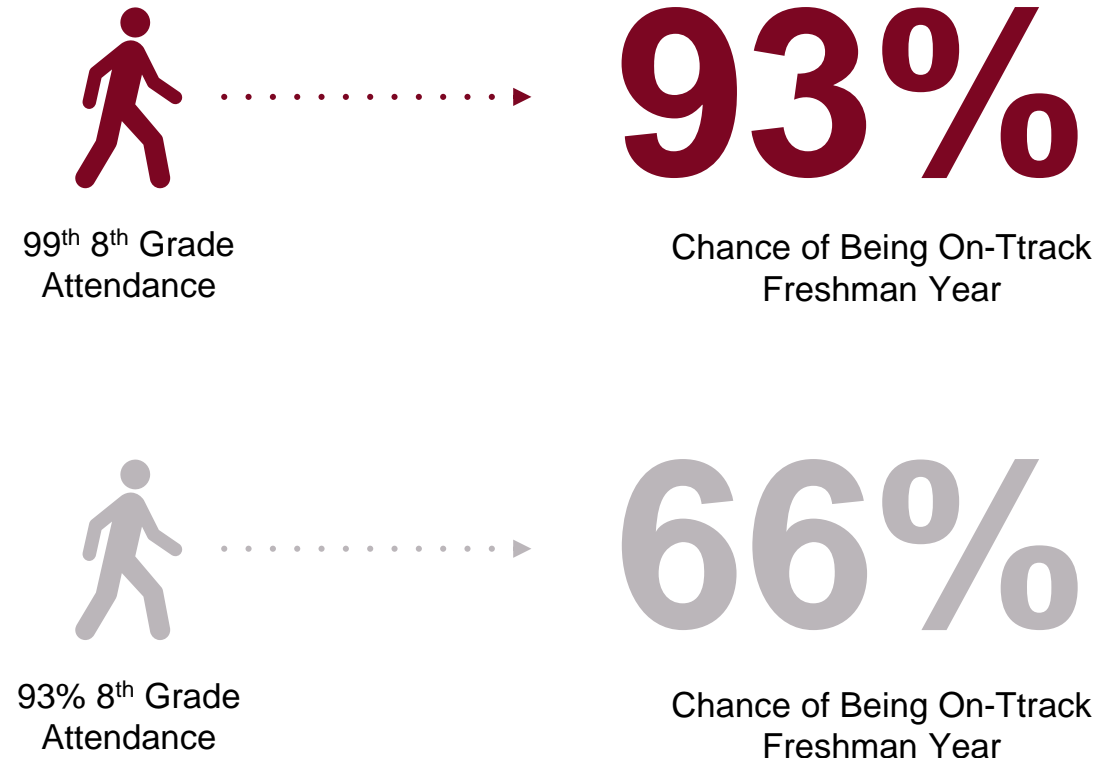
8th grade Math ISAT

- % correct: Number Sense
- % correct: Measurement
- % correct: Algebra
- % correct: Geometry
- % correct: Data Analysis, Statistics and Probability
- Math extended response points: Mathematical Knowledge
- Math extended response points: Strategic Knowledge
- Math extended response points: Explanation

7th grade Reading ISAT
7th grade Math ISAT
6th grade Reading ISAT
6th grade Math ISAT
ISAT reading gains over middle grades
ISAT reading growth over middle grades
Relative class rank based on ISAT reading
ISAT math gains over middle grades
ISAT math growth over middle grades
Relative class rank based on ISAT math

Middle school *attendance* is a strong predictor of freshman year success

In 8th grade, a student who misses fewer than two days has a 93 percent chance of being on-track in their freshman year of high school, while a student who misses about two weeks a year in 8th grade has just a 66 percent chance of being on-track.



Source: Allensworth, E. et al. (2014). *Looking forward to high school and college: Middle grade indicators of readiness in Chicago Public Schools*. Chicago, IL: University of Chicago Consortium on School Research.

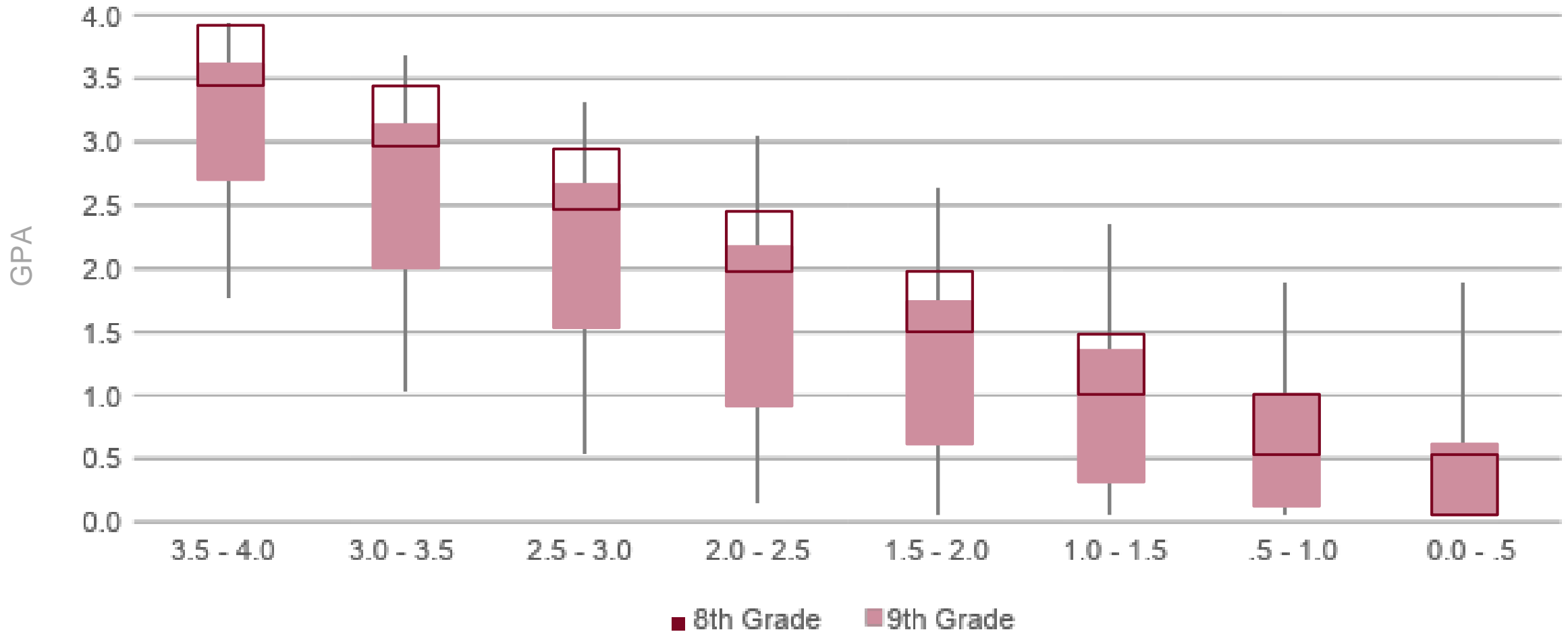
Middle school *grades* are a strong predictor of freshman year success

In 8th grade, a student with a 3.3 GPA has a 95 percent chance of being on-track in their freshman year of high school, while a student with a 2.0 GPA in 8th grade has just a 54 percent chance of being on-track.



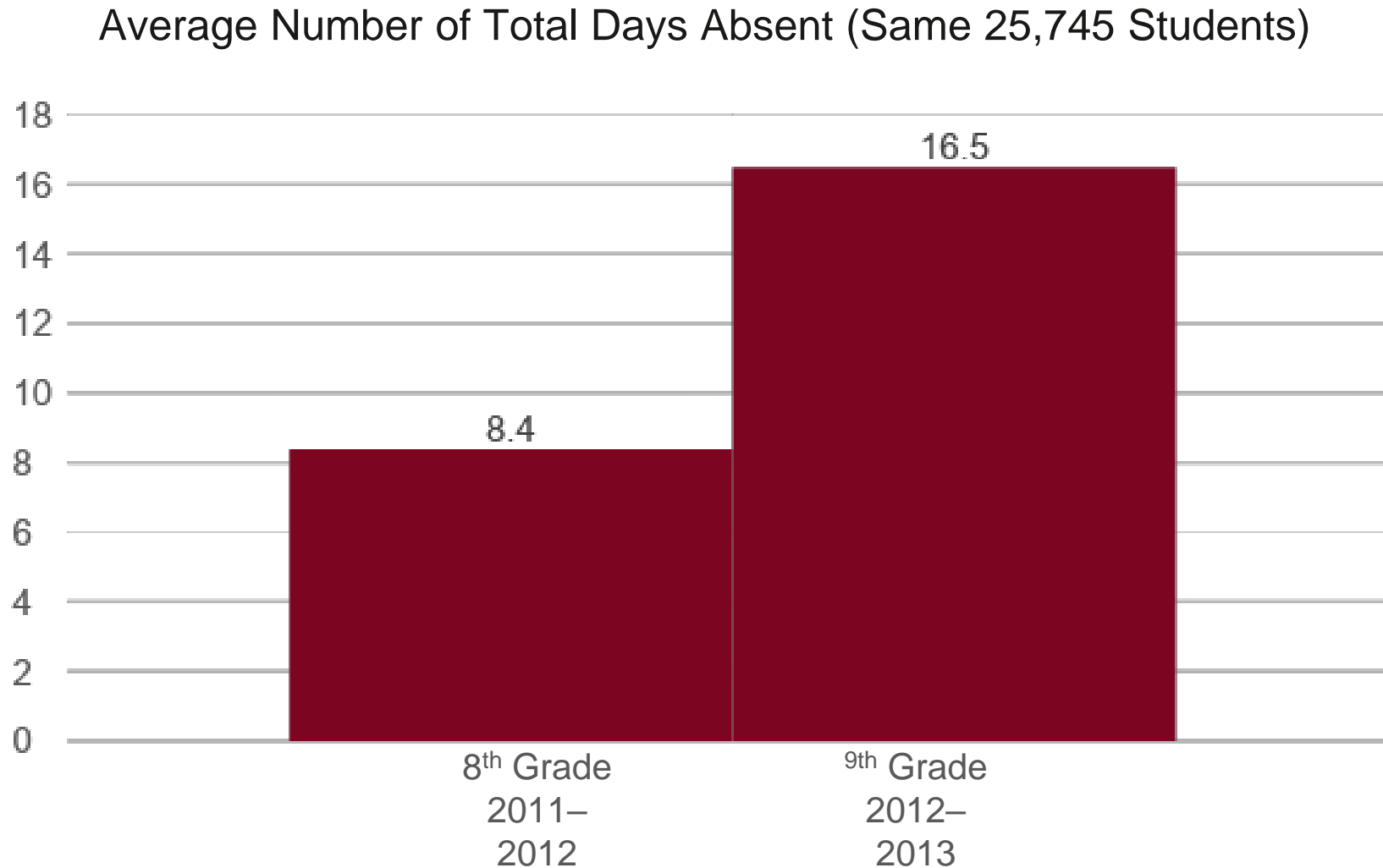
GPA declines regardless of 8th-grade GPA

Distribution of Ninth-grade Course Grades by Students' Eighth-grade Course Grades*



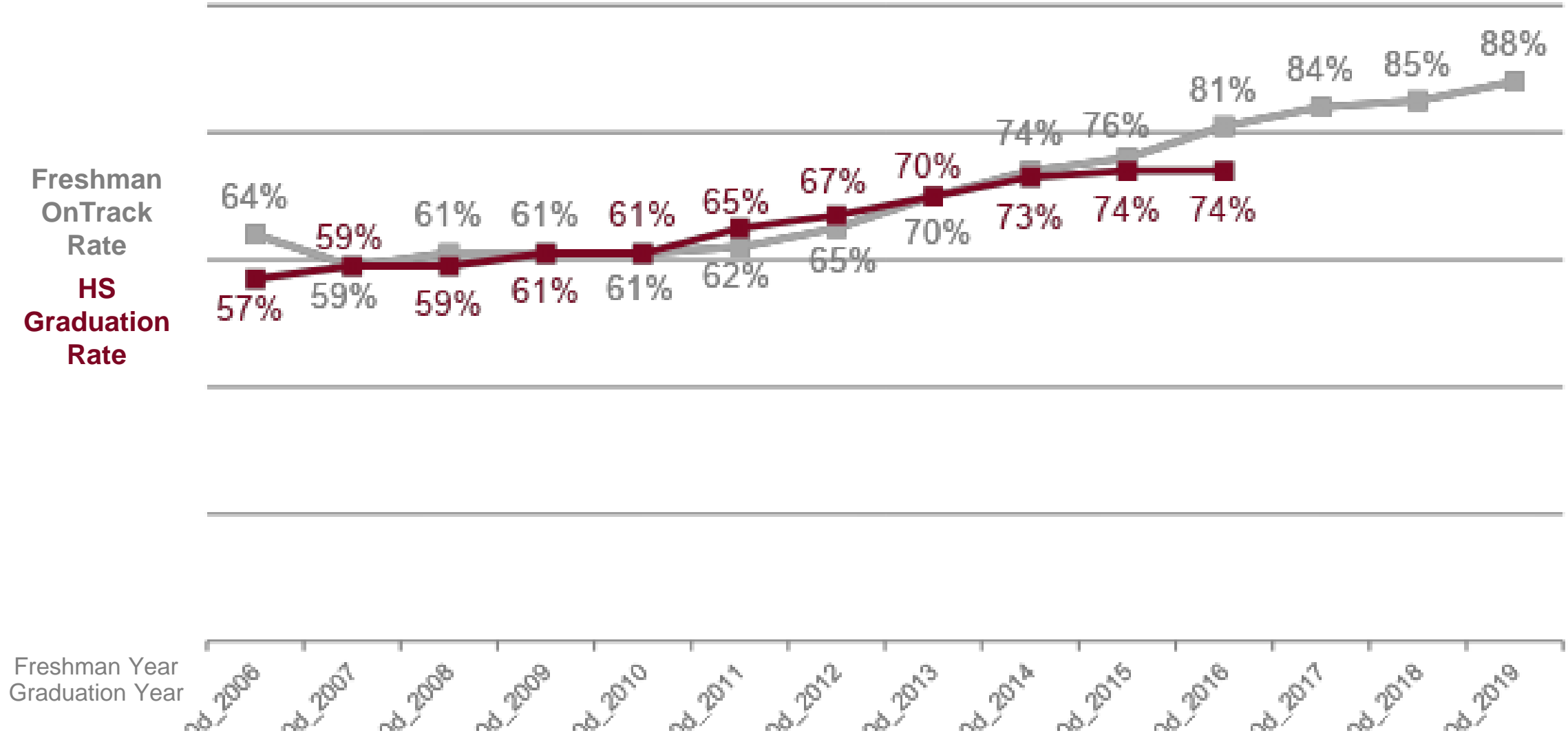
Source: Rosenkranz, T., et al. (2014). *Free to fail: Why grades drop when students enter high school and what adults can do about it.* University of Chicago Consortium on School Research.

High school absences almost double from 8th to 9th grade



Source: Rosenkranz, T., et al. (2014). *Free to fail: Why grades drop when students enter high school and what adults can do about it.* University of Chicago Consortium on School Research.

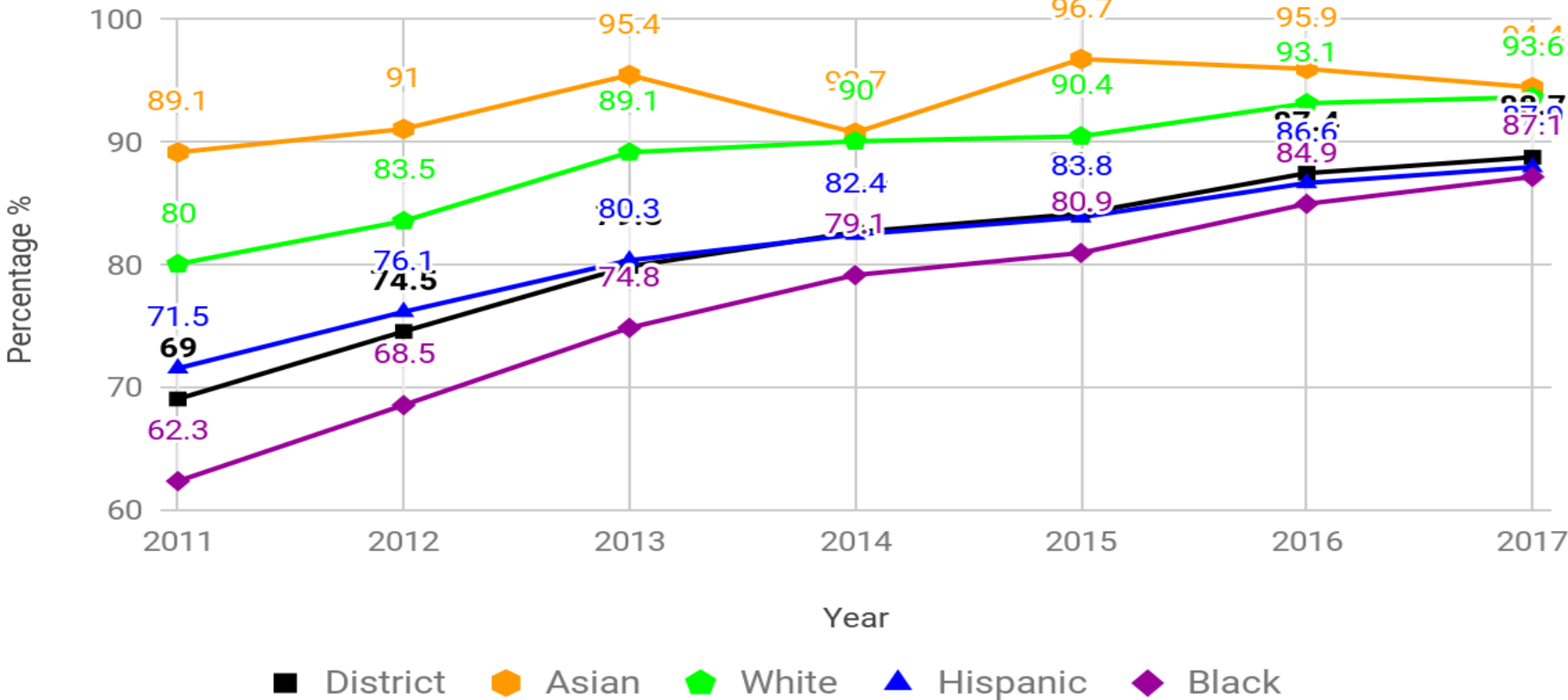
Freshman OnTrack predicts high school graduation



Updated from original source: Roderick, M., et. al. (2014) *Preventable failure*. Chicago, IL: University of Chicago Consortium on School Research.

Outcome Data: Equity & Access

Freshmen On Track Rates by Race



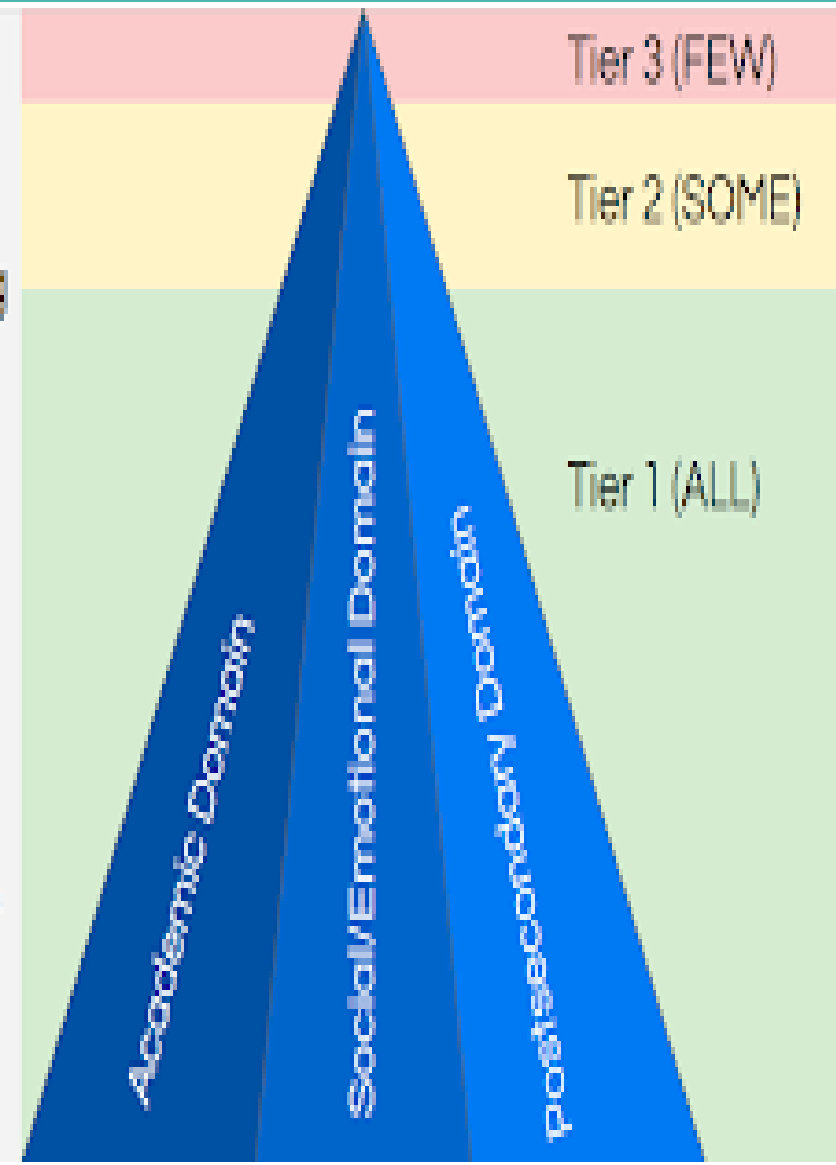
MTSS

Multi-Tiered Systems of Support & the 3 School Counseling Domains

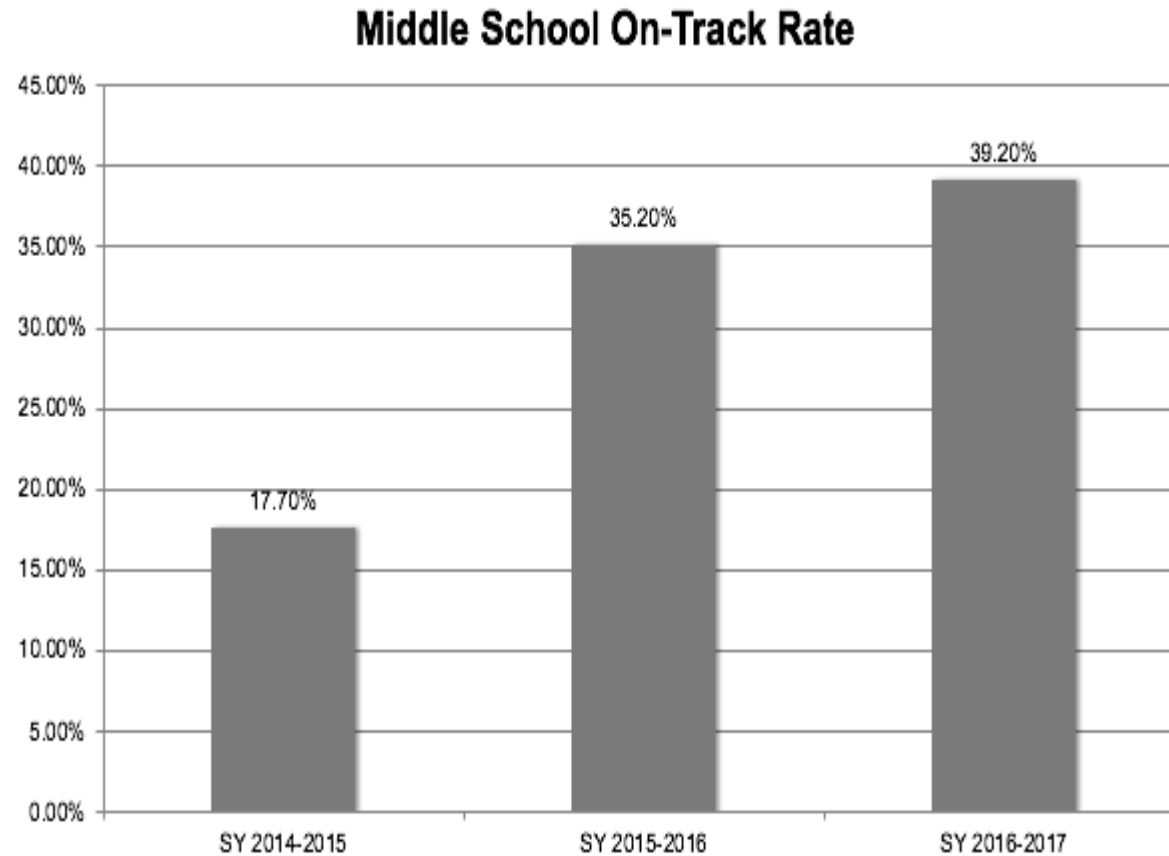
MTSS and the 3 School Counseling Domains

...A model for ensuring that ALL students in the building receive comprehensive school counseling supports

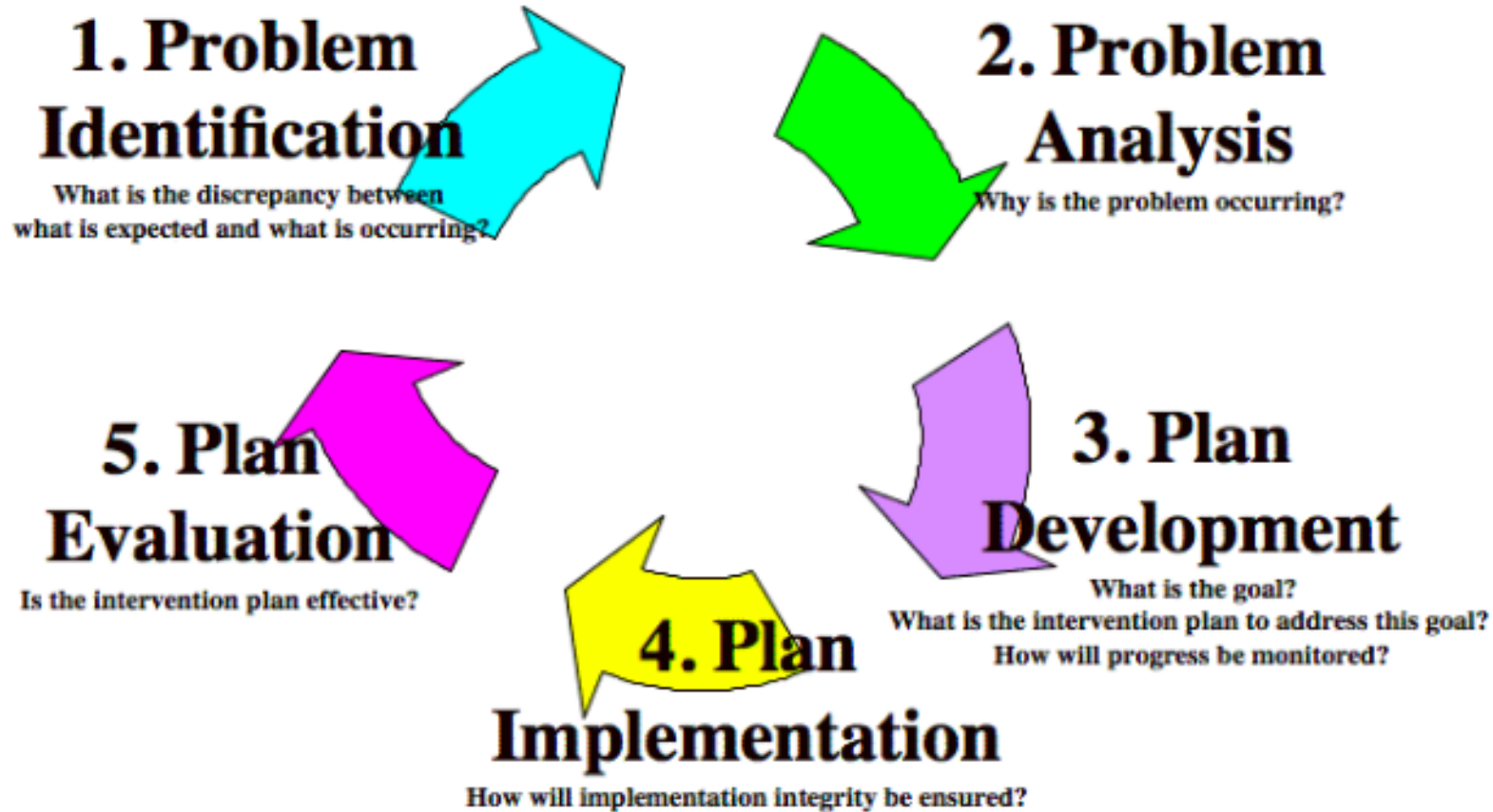
This model is appropriate for PK-12



Middle School On-Track at Lawndale Academy

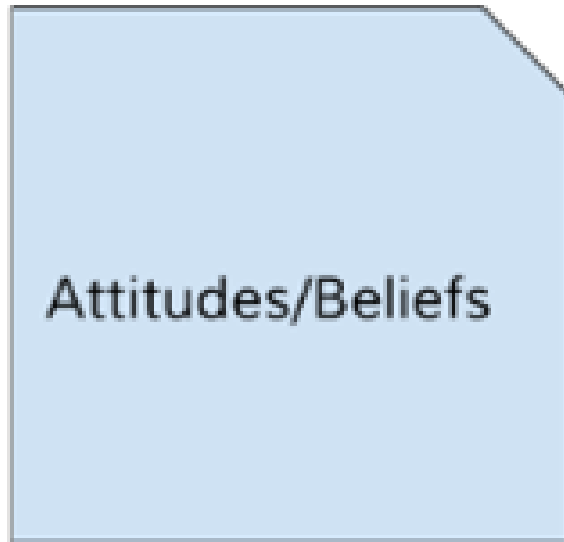


Problem-Solving

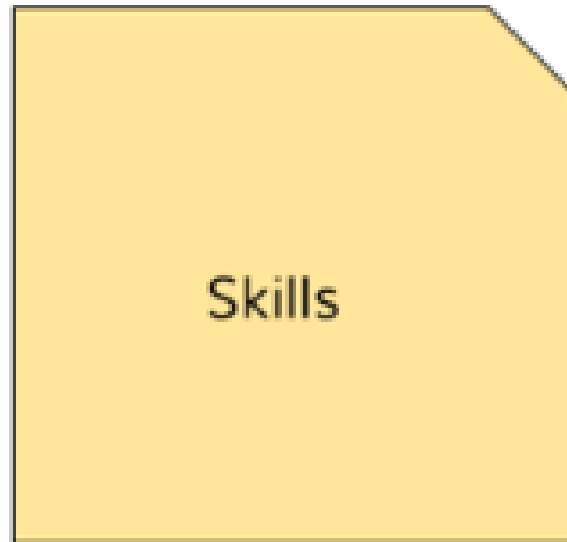


ASK: What do students need...

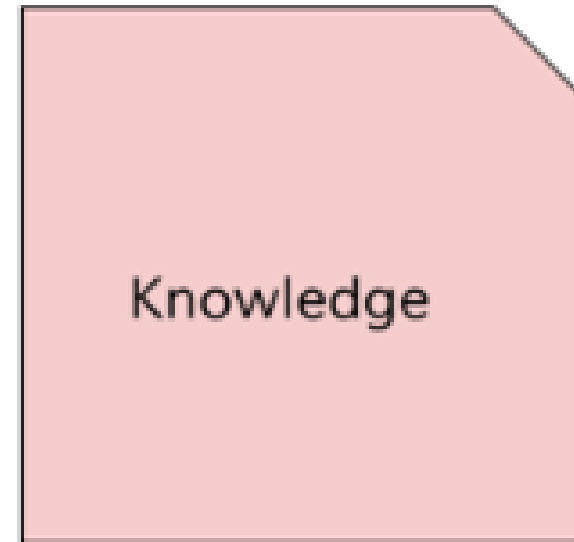
to BELIEVE...



to be able to DO...



to KNOW...



Post-Secondary Awareness

Chicago's High School Application Process

High School Programs: Match & Fit

- ❖ Selective Enrollment
- ❖ Military Schools
- ❖ International Baccalaureate
- ❖ Magnet (Fine Arts & STEM)
- ❖ Career & Technical Education
- ❖ Charter & Contract Schools
- ❖ Independent Schools
- ❖ Scholarships



High school choice matters

Figure 2. Changes in Student Outcomes by Tier of School Attended

Comparison Groups	Student Achievement				Student Experiences		College Outcomes		
	Attendance	Grades	Test Scores	Graduation from HS	Sense of Safety	Relationships	College Enrollment	College Persistence	College Selectivity
Attending a Selective vs. Top-Tier HS	None	Negative	None	None	Positive	Positive	None	None	None or Negative†
Attending a Top-Tier vs. Mid-Tier HS	Positive	Negative	Positive	Negative	Positive	Positive	None	None	None
Attending a Top-Tier vs. Low-Tier HS	Positive	None	Positive	Positive	Positive	Positive	Positive	Positive	Positive
Attending a Mid-Tier vs. Low-Tier HS	None	None	None	Positive	Positive	None	Positive	None	Positive

†Negative effect for students living in low-income neighborhoods, but no effect for students living in high-income neighborhoods.

The Naviance platform will be the district's and schools primary way of tracking, progress monitoring, and evaluating strategies



- By starting conversations and exploration as early as possible, students will be prepared to make postsecondary decisions during their senior year

- The Key Performance Indicator, usage, and ILP reports will be used to progress monitor and will be sent to principals, specialists, and counselors to understand the impact of interventions and for planning

- Naviance will collect seniors concrete postsecondary plan

- The evidence collected in Naviance will then be used to compute post-secondary readiness metrics

Elementary and high school counselors play a vital role in ensuring ILPs are developed for each student from 6th – 12th grade



Metrics

Recommended Metric:

of students annualized as 12th graders at your school who have a concrete postsecondary plan /

of students annualized as 12th graders at your school


*Charter schools will receive Naviance in order to participate in Learn.Plan.Succeed.

SY19 ILPs

Naviance Companion Curriculum


8	Create a Goal for 8th Grade	Task is marked complete when the student creates a SMART goal for 8 th grade.	Fall	8.1: Success, Risk, and Failure	30 min
8	Complete Your Roadtrip Nation Reflection	Task is marked complete when the student completes the custom Road Trip Nation Reflection Survey. RoadTrip Nation's "What's Your Road" must be completed prior to this reflection.	Fall	8.5: What's Your Road?	45 min
8	Complete Your High School Planning Checklist	Task is marked complete when the student completes the custom High School Planning Checklist which asks students to identify completion of high school application and planning milestones.	December 1 st	8.8: Decision Making	25 min
8	Complete an Advanced College Search	Task is marked complete when the student completes an Advanced College Search.	Winter	8.9: Facing Fears About College 8.10: What do Colleges Require?	25 min
8	8th Grade Reflection	Task is marked complete when the student completes the custom 8 th Grade Reflection	Spring	8.15: My Summer Enrichment Plan	30 min

Career Exposure



Highlight Multiple Career Pathways

Post Secondary Options & Awareness!



Post-Secondary Exposure

After School Programs

Field Trips

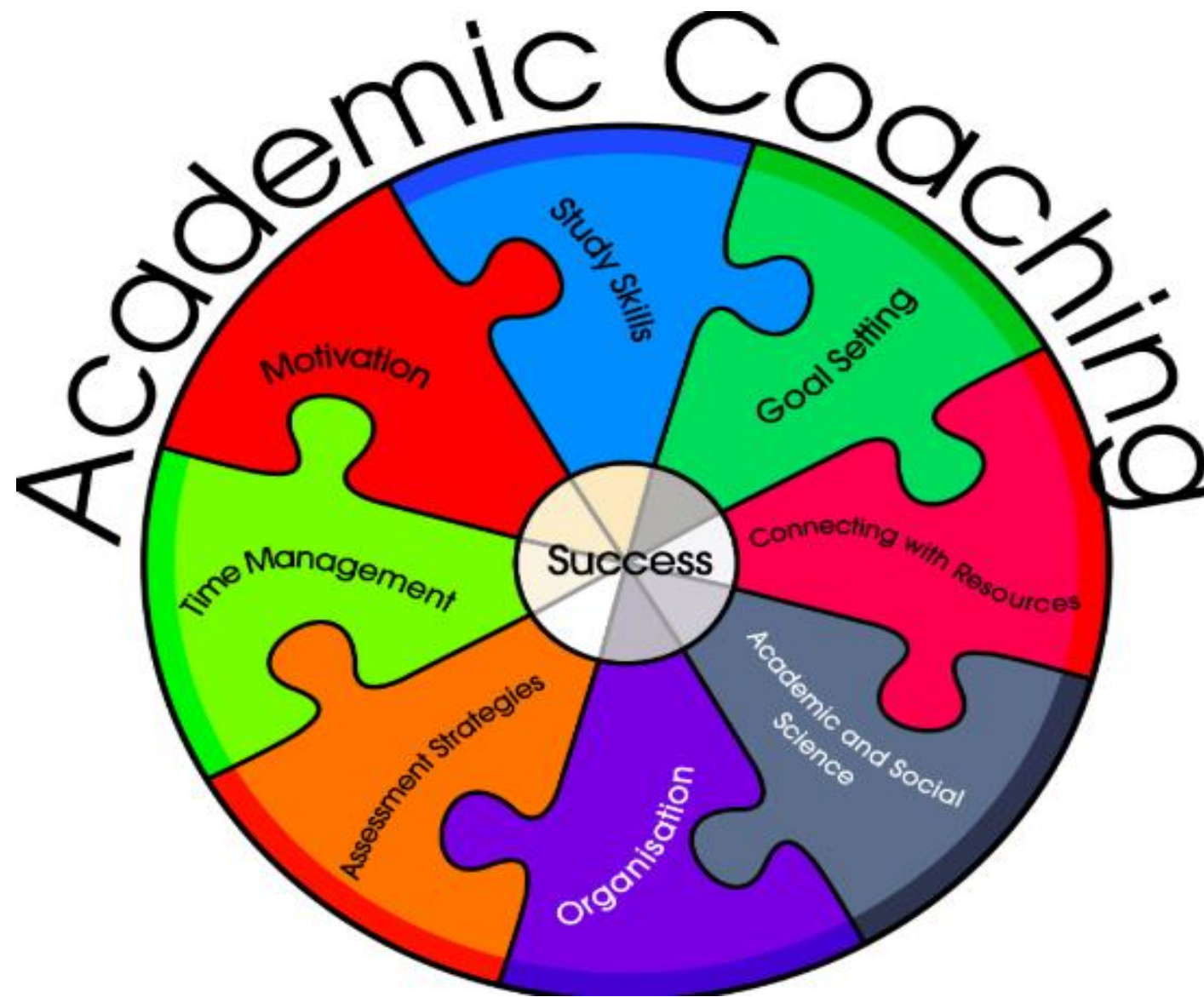
Shadow Days

Mentoring

Enrichment Programs

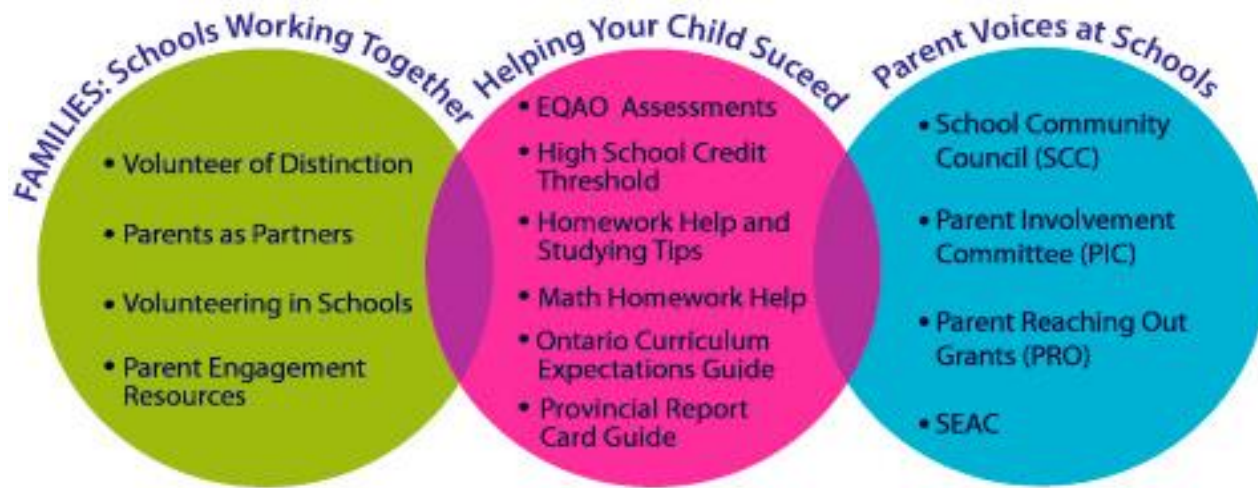


Academic Preparation



Parental Engagement

Parental involvement increases student success in school!



Social Emotional Supports

Transition Success



Social-Emotional Learning & Prevention

Sex Education

Drug Awareness

Restorative Justice & Peace
Circles (Violence Prevention)

Mentoring



Elementary to High School Transition Concerns



- New teachers and classmates
- Getting to class on time
- Finding your locker
 - Combination locks
- Keeping up with course materials
 - Executive functioning skills
- Finding the lunchroom and bathroom
- Getting through crowded hallways
- Remember which class to go to next

Chicago's 8-9th Grade Transitioning Programs

[High School Investigation Day](#)

[Freshman Connection](#)

[One Summer Chicago](#)

[After School Matters](#)

**CHOOSE
YOUR
FUTURE**



QUESTIONS

Contact: Kirsten Perry

khperry@cps.edu

